

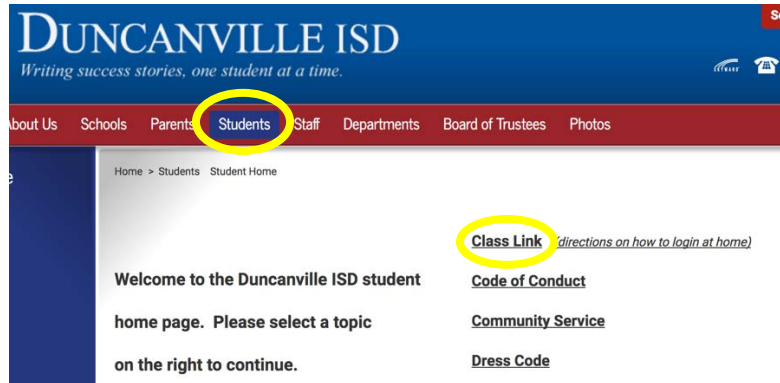


Login to ClassLink at Home

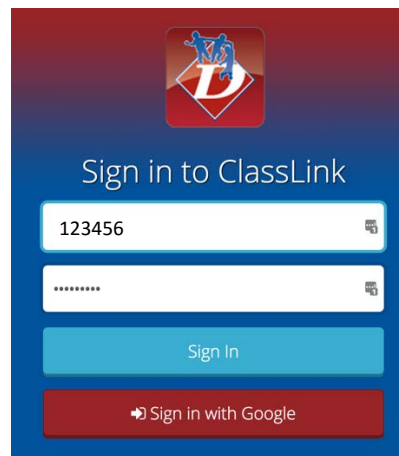
Launch Duncanville website

<http://www.duncanvilleisd.org/Domain/4>

1. Select **Students**.
2. Select **ClassLink**.



3. Use your district ID number in the first box. (your lunch number)
4. Use your district password in the second box. This is the password you created or your teacher provided to you at the beginning of the year.
5. Click **Sign In**.



Accessing Google Apps

If you plan to use Google Drive, Google Classroom or any Google application, it will require you to login with your district Google account.


1. In the first box, type your full district email account.
2. In the second box, type your password used to login to the computers at school.

Student

Username: xxfirst.mi.last@dvileschools.org
 Password: DISD password

XX'S = LAST 2 DIGITS OF GRADUATION YEAR
 MI = MIDDLE INITIAL

Example: 17John.R.Smith@dvileschools.org



Duncanville ISD

Sign in with your organizational account

Sign in

Sign in with your Duncanville ISD network account

Forgot or Reset Password?